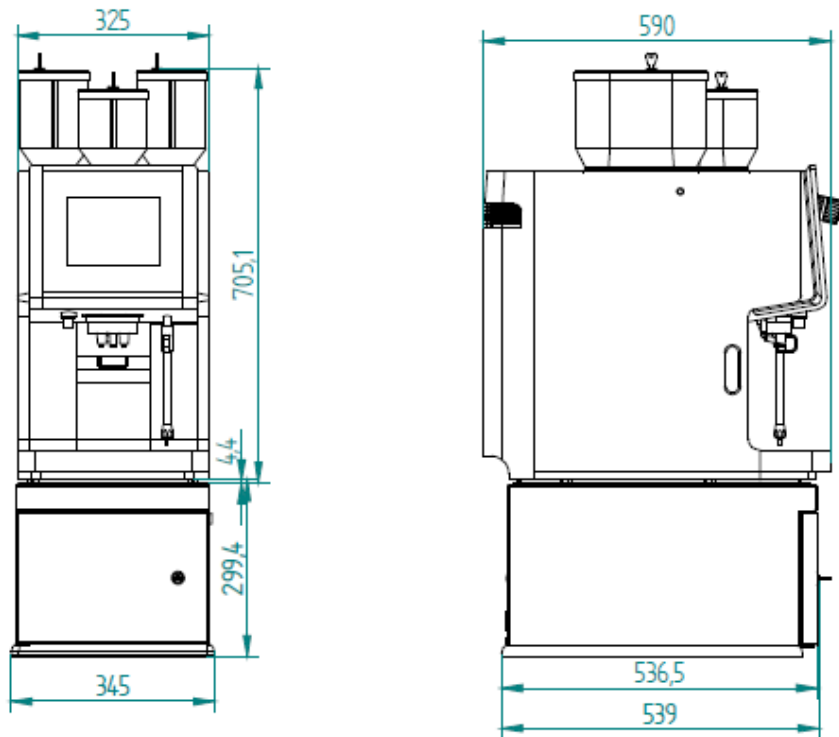


WMF Undermachine cooler 5000 S planning information

(with integrated grounds container)

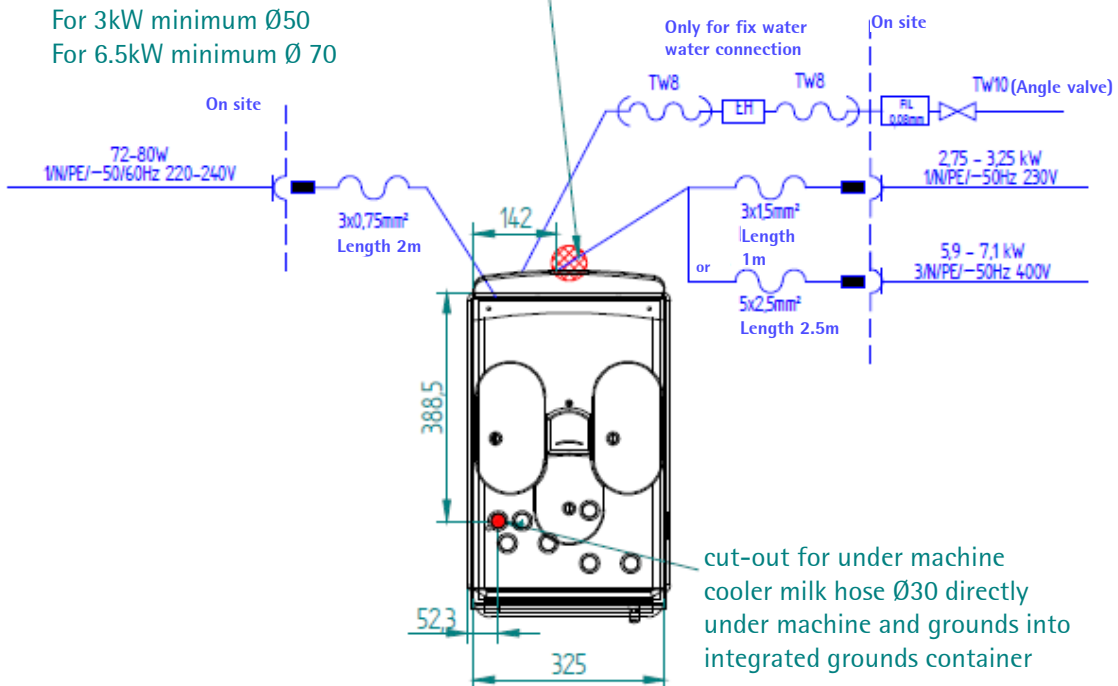


Optional:

Area for lines and hoses (water, waste water, power) for counter cut out connection.

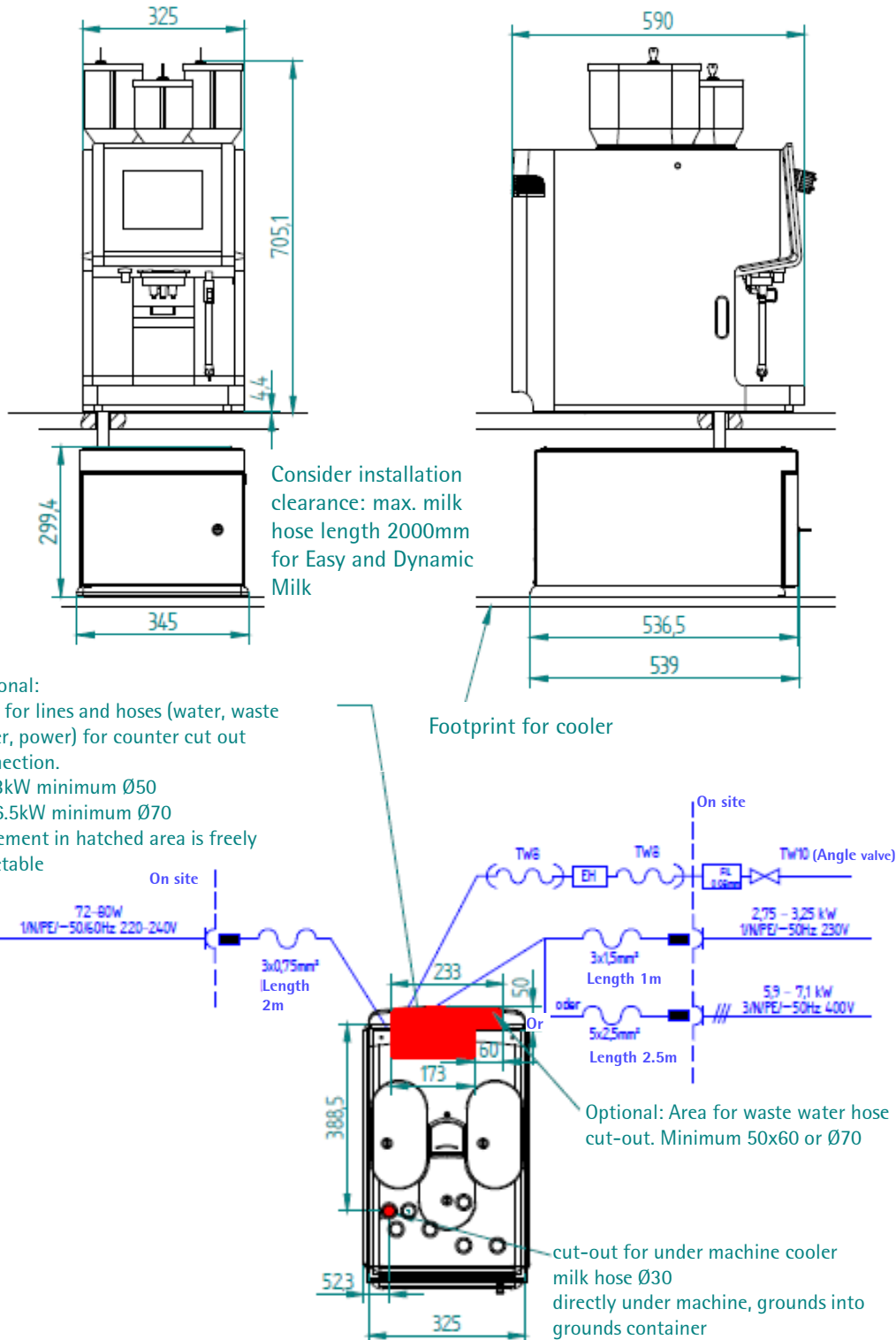
For 3kW minimum Ø50

For 6.5kW minimum Ø70

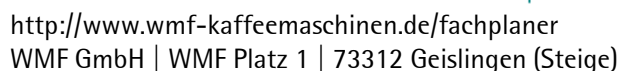


WMF Undermachine cooler 5000 S planning information

(with integrated grounds container)



(for grounds through counter)



WMF Undermachine cooler 5000 S planning information

Conditions for usage and installation

Any necessary on-site preparatory work for electricity, water and drainage connections at the customer's premises is to be arranged by the machine owner / operator. The work must be carried out by authorised installation technicians in compliance with general, country-specific and local regulations. The WMF service engineers may only connect the coffee machine to existing prepared connection points. WMF Service is neither authorised nor responsible for carrying out any on-site installation work prior to connection. In order to avoid possible faults from arising on our shielded data lines due to potential equalisation currents between the devices, an additional potential equalisation unit should be planned for devices connected to the vending system.

Dimensions and empty weight	Width Height Depth Weight Capacity	345 mm 300mm 539 mm Approx. 22 kg 9,5 l
For use at altitude above NN	< 2000 m	
Coolant		R134a (GWP=1300), Class N (CFC-free) Instructions: contains fluorinated greenhouse gases covered by the Kyoto Protocol
	Amount of coolant	40 g
Electrical data	Nominal power rate	72 – 80W
	Power supply	220–240 V 50 / 60 Hz (1 / N / PE)
	Rated current	0.63 A
	On-site fuses	Max 16 A
	Degree of protection	IP X0
Installation Clearance	For operating, service and safety reasons the machine should be installed with a clearance of not less than 50 mm at the back and sides from the building or non-WMF components. A minimum working space of 800 mm in front the coffee machine and overhead clearance of at least 200 mm above the product hoppers are recommended. A clear height of 1,100 mm from the top of the installation surface should be ensured. The height of the installation surface above the floor is at least 850 mm. (Lateral connection WMF coffee machine and WMF cooler not taken into account.)	
Ventilation	If ventilation possibility is limited sufficient ventilation need to be provided e.g machine on feet extension, active ventilation, additional ventilation slots/ openings in counter area. Ventilation slots must not be covered. Under certain circumstances a forced ventilation on site is necessary to ensure heat dissipation.	

WMF Undermachine cooler 5000 S planning information

Installation surface / water spray	The device must be placed and leveled on a horizontal, sturdy, water-resistant, and heatproof base. The device must not be cleaned using a water jet. The device must be installed where it is protected against water spray. The device must not be located on a surface that is sprayed or cleaned with a water hose, steam jets, steam cleaner, or similar devices.	
Electrical connection	<p>These specifications for the electrical connection and the standards quoted apply for connecting the coffee machine in EU countries. It may be necessary to also observe additional country-specific regulations. Outside the EU countries acceptance of the standards quoted is to be checked by the legal entity or natural person who wishes to use the coffee machine. The local power supply must be constructed according to the currently valid IEC 364 (DIN VDE 0100). An isolated ground socket or a country-specific single-phase socket for single-phase connection, or a 5-pole CEE / CEKON socket per EN 60309 or a country-specific multi-pole socket for a three-phase connection, must be available near the machine. The sockets are part of the customer's on-site installation. The mains cable must not come into contact with hot surfaces. If the mains cable for this device is damaged then it must be replaced by our service personnel or a similarly qualified person, in order to prevent hazards.</p> <p>Important advice regarding accounting systems: In case of operation with a card reader an additional and separately fuse-protected shockproof socket must be installed onsite if necessary depending on type of card reader. The supplier of the card reader is to be asked for the required fuse protection. In order to prevent possibly occurring disturbances of our screened data lines by potential equalization currents between the units, an additional potential equalization according to VDE should be provided for units connected to an accounting system.</p>	
Miscellaneous	Ambient temperature	+16 °C to maximum +32 °C
	Maximum humidity	80 % relative humidity without condensation. Do not use device outdoors.
	Continuous sound pressure level (Lpa)	< 70 dB(A)

For more information as the instruction manual , safety data sheets and certificates , see:

<http://mediacenter.wmf.com/servicecenter/>

All information refers to coffee machines/ equipment as standard version. Individual solutions can differ from the standard version.